


THE SYSTEM

Windows and Doors supplied Ready To Assemble / Install

Windows are supplied in sealed cartons.
Window installation accessories required
will depend on your configuration/s.



1. Sturdy 75mm reinforced frame
2. Patented joining system
3. PVC weather seals
4. Stainless Steel hinges
5. 4mm glass/9mm gap/4mm glass
6. Grade A safety glass

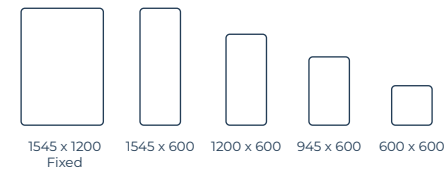
Please note: for windows that require the opening angle to be limited, restrictor plates to suit Polar Eco-View windows are also available. Please contact our Customer Service Team for more information.

COLOUR RANGE

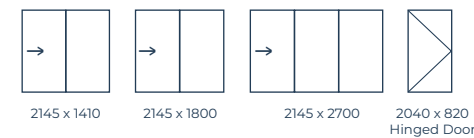
Select from a range of 3 x modern designer colours.



Module Sizes



Door Sizes



COMPLIANCE

Polar Eco-View Windows are designed in accordance with the following guidelines and Australian Standards:

- NCC (National Construction Code), formally BCA
- AS 2047 – Windows in Buildings – selection and installation
- AS 1288 – Glass in Buildings – selection and installation
- AS/NZS 2088 – Safety Glazing Materials in Building
- AS/NZS 1170 – Structural Design Actions
- AS 3959 – Construction in Bushfire Prone Areas
- AS 4055 – Wind Loads for Housing
- AS 4402.2-6 – Window Method of Test

Polar Eco-View Windows are designed and tested by and independent certified structural engineer.

Polar Eco-View Windows are also members of AGWA (Australian Glass & Window Association), WERS (Window Energy Rating Scheme) and the HIA (Housing Industry Association).

Our Guarantee

Polar Eco-View Windows are made to last. That's why our windows are backed by a 6-year warranty covering you against any defects that may arise from faulty workmanship or materials.

WINDOW SPECIFICATIONS

Polar Eco-View Windows have been independently tested to Australian Standard AS2047 through a certified NATA approved laboratory, achieving the following results:

- **Serviceability Pressure (SLS) – 1000Pa / Ultimate Pressure (ULS) – 2300Pa**
- Suitable for wind load classifications N1 to N3
- N4 wind load rating applies for non-corner positioning only
- Regions A & B and C1 for cyclone region C

Water Penetration Resistance Test Pressure – 225Pa

- Suitable for classification N1,N2.
- Rating N3,C1 and N4,C2 applies for non-exposed locations only

Bushfire Attack Level – 12.5

(or better with the addition of suitable approved shutters)

Acoustic Rating – Rw34

Please note: specifications/ratings are only valid when windows are assembled and installed correctly.

Please consult with your local authority and/or building inspector to determine if Polar Eco-View Windows are suitable for your specific installation requirements.


POLAR ECO-VIEW WINDOWS

A division of Hartman Pacific Pty Ltd
www.polarwindows.com.au
www.hartman.com.au
sales@hartman.com.au

Product Assistance

1300 362 393

Disclaimer: Every effort has been made to ensure the information in this brochure is correct at the time of printing. Refer to the Polar website for further details on product and installation.
V7 February 2024



FEEL THE DIFFERENCE



Instant free on-line quotes
www.polarwindows.com.au



HARTMAN GROUP



Telephone 1300 362 393

POLAR ECO-VIEW WINDOWS

- Fully Modular Aluminium window and door system
- Double Glazed Insulated Glass Units
- All windows are supplied standard with Grade 'A' toughened safety glass
- Instant online quotes www.polarwindows.com.au
- Easy to assemble – simple to install
- Competitively priced
- Available in 3 x modern colours
- BAL 12.5 compliance
- Energy Star Rated by WERS
- Accoustically Rated Rw34

THE BENEFITS

Double Glazed Windows and Doors are the best way to gain 6 Stars Energy Efficiency and beyond.

- Double Glazed Windows and Doors provide a greater thermal resistance against outside heat and cold temperatures, keeping your home warmer in winter and cooler in summer. Independent NATA tests demonstrate up to a 51% improvement compared to a generic single glazed window*
- Double Glazed Windows and Doors are also quieter than single glazed windows achieving an Acoustic Rating of Rw34 compared to a single glazed window of Rw29**
- Grade 'A' toughened safety glass is standard throughout the entire range. This reduces the risk of accidental or deliberate breakage and complies and exceeds the minimum level of AS 1288 – Glazing Code: Glass in Buildings.

* WERS test report Aug09

** Acoustic test by AECOM July09



With over 1000 different possible window combinations, the design of your windows is only limited to your imagination.

Aluminium Windows (Double Glazed)


Awning and Casement windows are fitted with double action, stainless steel hinges for maximum ventilation. Optional flyscreens with aluminium mesh and lockable cam handles are available.



Fixed Windows



Casement Windows



Awning Windows

Aluminium Doors (Double Glazed)

Sliding and Stacker doors come with Lockwood ONYX Black door handles and locks and heavy duty, adjustable rollers. Sliding and Stackers doors have the option to add more fixed panels for extra width.



Sliding Doors



Stacking Doors



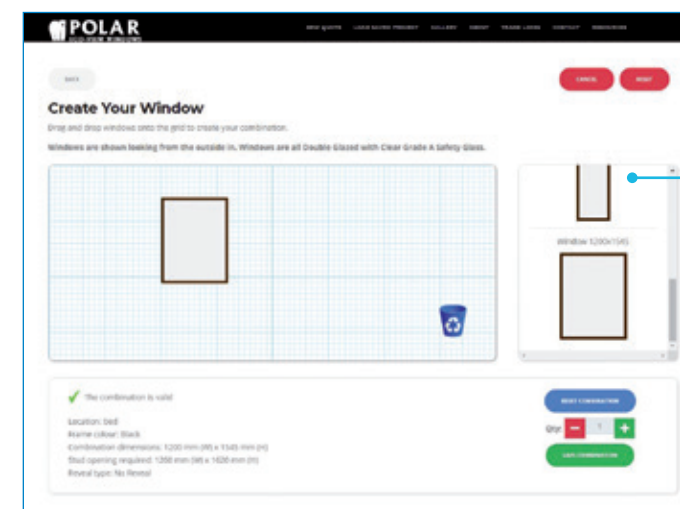
Entry Doors

The glass entry doors include Palladium satin chrome handles, Mortice lock, cylinder 2 keys and 3 stainless steel architectural hinges.

QUOTING

Build your quote online

Use our simple, easy quoting software to create your online quote on the Polar Windows website for an immediate quote, or send your plans to our window specialist for a quote.



DRAG AND DROP TO CREATE A WINDOW COMBINATION